


Downloading HomeTown Ticketing App from App Store

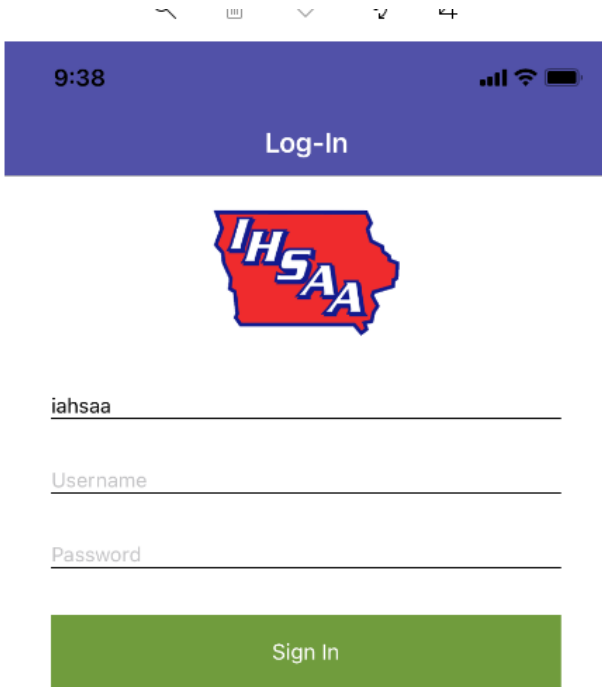
Can download on any IOS 10 supported device

Device will also need a camera (to scan)

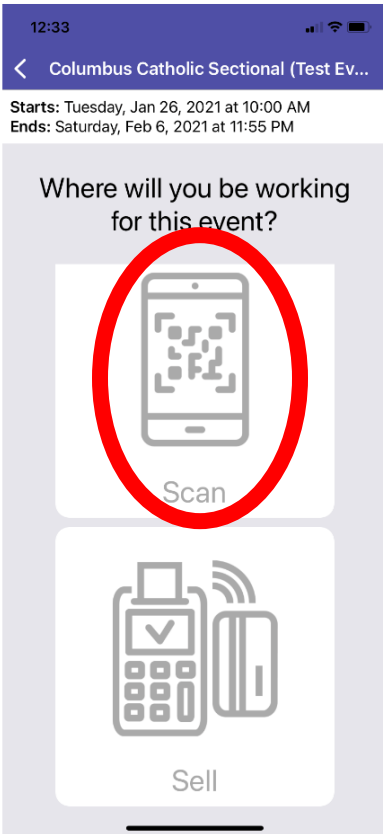


SCANNING AT EVENT


1. Log in to HTT App



2. Select scan




3. This screen will show, you can now scan tickets

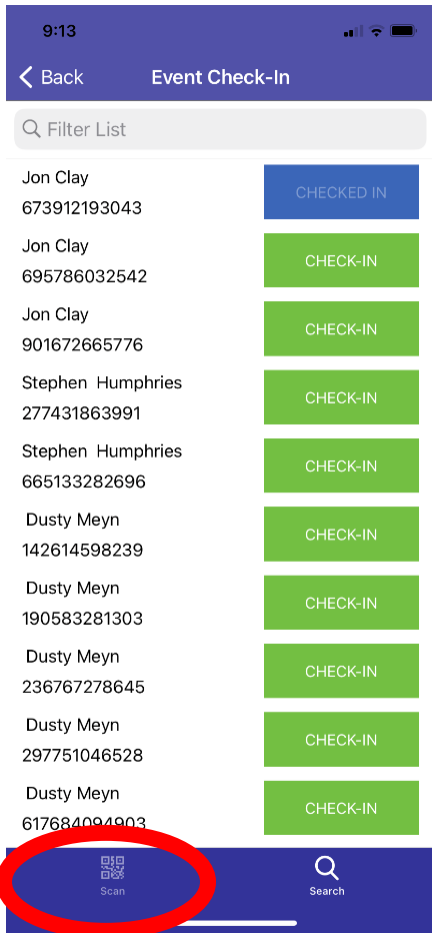


Other Tips

- If someone forgets their phone, battery died, etc. and has already purchased tickets, you can click the search (bottom right)

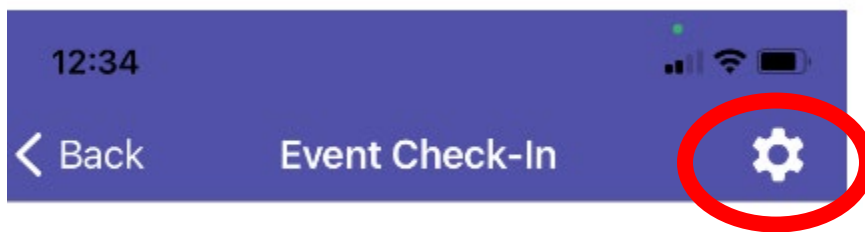


This screen will show
You can search by name
Choose the green check-in button to check the ticket in
You will be asked to confirm



Once done hit the scan button to be taken back to scan mode.

- If you get the duplicate error
 - It will show when the ticket was scanned in
 - If it was seconds ago chances are you scanned the ticket before realizing you did
 - If it was several minutes prior could be that the QR code was shared and someone is already in on that QR code
- If you get the red ticket not found error
 - The purchaser is showing a ticket that is not for your event
- While in the app you can click the gear button and turn on the flashlight toggle if you are having lighting issues and trouble scanning tickets



- HomeTown Ticketing Video: <https://vimeo.com/447343758>