

IHSAA & IGHSAU





National Federation of State
High School Associations

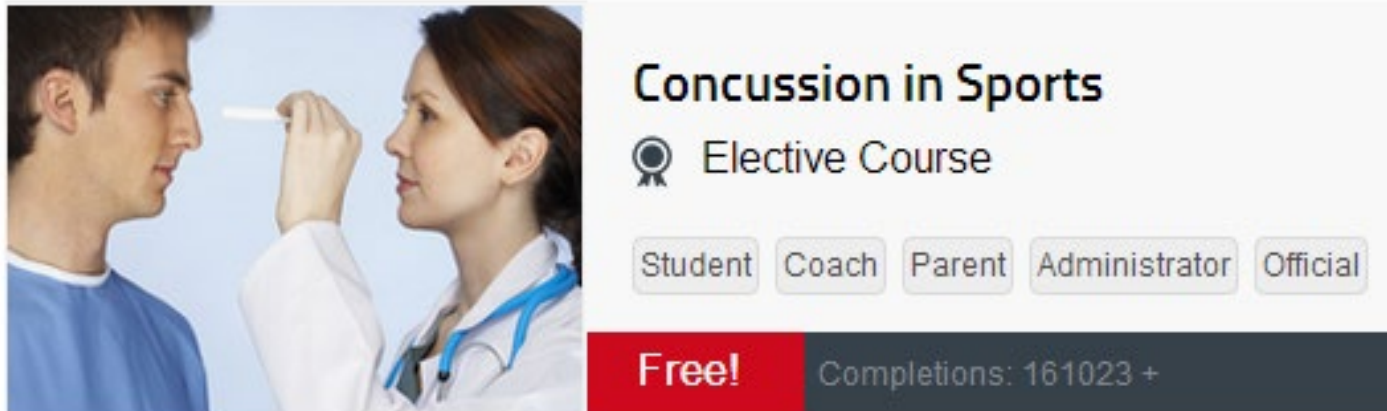


IHSAA & IGHSAU Basketball Rules Meeting

**2018-19
Rules Changes
Points of Emphasis
Reminders**

Take Part. Get Set For Life.™

MANDATORY CONCUSSION COURSE FOR ALL 7-12 COACHES



Beginning with the 2014-2015 school year, ALL 7-12 coaches (paid or volunteer) were required to view the NFHS course, “**Concussion in Sports**” before the beginning of their respective sport season. Information regarding accessing this course has been sent to your school administrator.



Concussion Recognition & Management

Recognition and Management

If an athlete exhibits any signs, symptoms, or behaviors that make you suspicious that he or she may have had a concussion, that athlete must be removed from all physical activity, including sports and recreation. Continuing to participate in physical activity after a concussion can lead to worsening concussion symptoms, increased risk for further injury, and even death.

SYMPTOMS REPORTED BY ATHLETE
Headache
Nausea
Balance problems or dizziness
Double or fuzzy vision
Sensitivity to light or noise
Feeling sluggish
Feeling foggy or groggy
Concentration or memory problems
Confusion

Parents and coaches are not expected to be able to "diagnose" a concussion. That is the role of an appropriate health-care professional. However, you must be aware of the signs, symptoms and behaviors of a possible concussion, and if you suspect that an athlete may have a concussion, then he or she must be immediately removed from all physical activity.

SIGNS OBSERVED BY PARENTS, FRIENDS, TEACHERS OR COACHES
Appears dazed or stunned
Is confused about what to do
Forgets plays
Is unsure of game, score, or opponent
Moves clumsily
Answers questions slowly
Loses consciousness
Shows behavior or personality changes
Can't recall events prior to hit
Can't recall events after hit

When in doubt, sit them out!

- Complete information on concussions can be found at www.iahsaa.org. Click on "Information on Sports Concussions" on the IHSAA home page.



CONCUSSIONS

- **Coach Removal** – Iowa law requires a **student's coach who observes** signs, symptoms, or behaviors consistent with a concussion or brain injury, during any kind of participation, i.e. practices, scrimmages, contests, etc., **to remove the student from participation immediately and the student shall not return until the coach, or school's designated representative, receives written clearance to return** from a licensed health care provider.



CONCUSSIONS

- **Contest Official Removal** – Iowa law requires a **contest official who observes** signs, symptoms, or behaviors consistent with a concussion or brain injury during scrimmages, contests, etc., **to remove the student from participation immediately** and that official, or a designated **contest official at the contest/event, must receive the written clearance to return** from a licensed health care provider **before the student can return to participation in that contest/event**, including an event that takes place over multiple days.





22ND GAME REQUESTS



- Every year the IGHSAU and the IHSAA receives requests from member schools seeking permission for a school to play a 22nd game due to a scheduling conflict. A majority of the conflicts deal with conference realignment, resulting in schools being short contests due to a school(s) leaving a particular conference. Extenuating circumstances will be considered when granting a 22nd game. A minimal number of the requests are approved for a 22nd contest.



2018-19 SEEDING



- Based on a recommendation from the Basketball Advisory Committee and approval by the IHSAA Board of Control, beginning with the 2016-17 basketball season, ALL games up until the coaches seeding meeting will be used to determine seeding for the district/substate tournament. **Note: 22nd game requests that are approved will not be used for seeding purposes.





8 Quarters



- An individual may play in **EIGHT quarters** in any one day/night.
- Player participation in three (3) quarters constitutes a game. Participation in three (3), or any subsequent number of quarters up to a total of eight, in one (1) day/night, will constitute one or two game(s) being charged against the individual season limitation rule. Participation in 7 or 8 quarters in one day/night equals two games being charged toward a player's 21-game season HS limitation or 12-game season JH limitation. (Players may not participate in more than two (2) games in one day/night.)





The Ball



- **The Spalding TF-1000 LEGACY will be used for all post season tournament games.**
- **Schools may choose to use another ball during the regular season, but the Spalding Legacy will be the ball used during all post-season tournament games.**



OFFICIALS EVALUATIONS



- **ONLINE EVALUATION OF OFFICIALS**
- Based on a recommendation from the Officials Advisory Committee and approval from the Board of Control, varsity basketball coaches or administrators will be provided the opportunity to evaluate varsity officials in three different areas:
 1. Professionalism
 2. Game Management
 3. Rules Knowledge/Mechanics
- Ideally, the concept is for officials to use the feedback appropriately to help them professionally for the rest of the season. These evaluations will be available to officials 30 days after the first contest playing date.





Criteria for Post season assignments



- **Recommendations from Member Schools--Coaches and/or Athletic Directors will be a major factor.**
- **IGHSAU and IHSAA approved supervisors and evaluators ratings will be heavily considered for all post-season assignments.**
- **Officials must demonstrate and exhibit the proficient use of approved National Federation Officiating mechanics. ** Source: NFHS Officials Mechanics Manual 2017-2019**
- **Conference and league assignors will be encouraged to provide a listing of the top officials who work for their conferences.**
- **Then, ultimately, the eye test by the IGHSAU Coordinator of Officials, IHSAA Director of Officials, Basketball Administrators of both organizations, and the designated supervisors in those areas of the state.**





OFFICIALS ANNOUNCEMENTS



- All information regarding the registration process and post season availability for IHSAA and IGHSAU officials was mailed to you in the fall and can be found in the 2018-19 IHSAA Officials' Guide on the IHSAA website and on the IGHSAU Officials' Central Hub on Arbiter.





BENCH DECORUM



- The Head Coach will be allowed to stand and coach during the entirety of the game providing he/she is within the designated coach's box (which is now 28 feet long).
- The first technical foul charged directly or indirectly to the head coach results in the loss of coaching box privileges and the head coach must remain seated for the remainder of the game (with exceptions as outlined in 10-6-1b,c,d,e; 5-8-4; and 10-5-4c,d.)





EJECTIONS



- Officials, be accountable for your ejection. Don't let your emotions get ahead of your actions. If you do assess a technical foul, DO NOT ask the coach if he/she would like another one. Remove yourself from the bench area and let another official, if necessary, help the coach calm down. *Proximity is vital.
- If you eject a player or coach 7-12 the calling official must submit an on-line ejection report to the (IHSAA) or email or FAX the ejection report to the (IGHSAU).





EJECTIONS



- Any 7-12 coach who is ejected must complete the NFHS online course – “Teaching & Modeling Behavior” and provide a copy of the completion certificate to the IHSAA or IGHSAU in addition to serving the required suspension.
- Any 7-12 player who is ejected must complete the NFHS online course – “Sportsmanship – It’s Up to You” and provide a copy of the completion certificate to the IHSAA or IGHSAU in addition to serving the required suspension.



Ready for a Challenge?



**Learn more about this community
service initiative!**

www.iowahallofpride.com





Why the Pride Challenge?

- Students learn the value of community service—giving back through serving others.
- Highlights students, coaches, and schools at their best.
- Benefits the local community.
- Optional basketball Pride Scrimmage is available for participating schools.
- Assists the Iowa Hall of Pride's mission of educating the future.



www.iowahallofpride.com



QUIKSTATS DUE DATES



- **QuikStats will be checked every Tuesday during the regular season with the 1st check on Tuesday, November 27th for the IGHSAU and Tuesday, December 11th for the IHSAA.**
- **QuikStats must be updated by noon the following day of every district/substate/regional tournament game**
 - **Failure to meet these deadlines will result in coach warning/suspension as noted in the basketball section of the IGHSAU and IHSAA websites**



IGHSAU HAIR DEVICE ADAPTATION



Hair Devices:

- Must be soft, no adornment.
- Bobby pins & flat clips 2 inches or less are allowed
- Headbands may be no more than 2 inches wide – 1 manufacturer logo permissible
- NO COLOR RESTRICTIONS
- PLAYERS DO NOT HAVE TO MATCH





PRACTICE/CONTEST DATES/REMINDERS



- Girls high school basketball practice may start Monday, November 5th
- Boys high school basketball practice may start Monday, November 12th
- First playing date is Friday, November 16th for the girls and Monday, November 26th for the boys
- Varsity head coaches & all officials are required to view online rules meeting
- Varsity officials' recommendations must be submitted online within 30 days of the conclusion of the basketball season



IGHSAU BASKETBALL OFFICIALS' INFORMATION



- All officials need to upload a profile picture into Arbiter and be sure the “Ready to be Assigned” box is checked in your IGHSAU “Official” Account Profile.



IGHSAU BASKETBALL OFFICIALS' INFORMATION



- If you wish to be considered for regional/state tournament assignment, please be sure you complete your IGHSAU Arbiter “Official” Account Basketball Custom Fields.



IGHSAU BASKETBALL OFFICIALS' INFORMATION



MAIN SCHEDULE EVALUATIONS PAYMENTS **BLOCKS** LISTS MYREFEREE CONNECTED PROFILE

DATES SITES TEAMS PARTNERS TRAVEL LIMITS POSTAL CODES SUMMARY

Groups

☒ AD Assigned
☒ MIAA
☐ CFO
☐ NCAAWBB
☒ IIAC
☒ IGHSAU
☒ NCAADIII WBB

Action

☒ View Schedule
☐ Block All Day
☐ Block Part Day
☐ Clear Blocks
☐ Add Notes

Reports

Calendar

Legend

☒ Assigned Game
☒ Attached Game
☒ Pending Game
☐ Full Day Block
☐ Part Day Block

Calendar
 Action - "View Schedule"

Time Range
 From 8:00 AM
 To 5:00 PM

Date Range
 From
 To
 S M T W T F S
 Month Nov 2014

Exit

Action - " View Schedule"

October				November 2014			December
Sun	Mon	Tue	Wed	Thu	Fri	Sat	
26	27	28	29	30	31	1	
2	3	4	5	6	7	8	
9	10	11	12	13	14	15	
16	17	18	19	20	21	22	
23	24	25	26	27	28	29	
30	1	2	3	4	5	6	

10/20/2014 - Games and Blocks **Delete Note**

Group	Games/Blocks	Status	From	To	Site/Created	Firm
-------	--------------	--------	------	----	--------------	------

- Be sure your BLOCKS calendar is up to date and please keep this calendar current throughout the season.





National Federation of State
High School Associations



NFHS Basketball

2018-19 Rules Changes

Take Part. Get Set For Life.™

2018-19 PROPOSED BASKETBALL RULES CHANGES

- 1-12-1c It shall have a deeply-pebbled, granulated surface, with horizontally shaped panels bonded tightly to the rubber carcass.
- **Rationale:** The additional words give manufacturers a better sense of what a deeply-pebbled cover should look like.
- 9-9-1 A player shall not be the first to touch the ball after it has been in team control in the frontcourt, if he/she or a teammate last touched or was touched by the ball in the frontcourt before it went to the backcourt. EXCEPTION: Any player located in the backcourt may recover a ball deflected from the frontcourt by the defense.
- **Rationale:** To ensure that a team is not unfairly disadvantaged on a deflected pass.





National Federation of State
High School Associations



NFHS Basketball

2018-19 Points of Emphasis

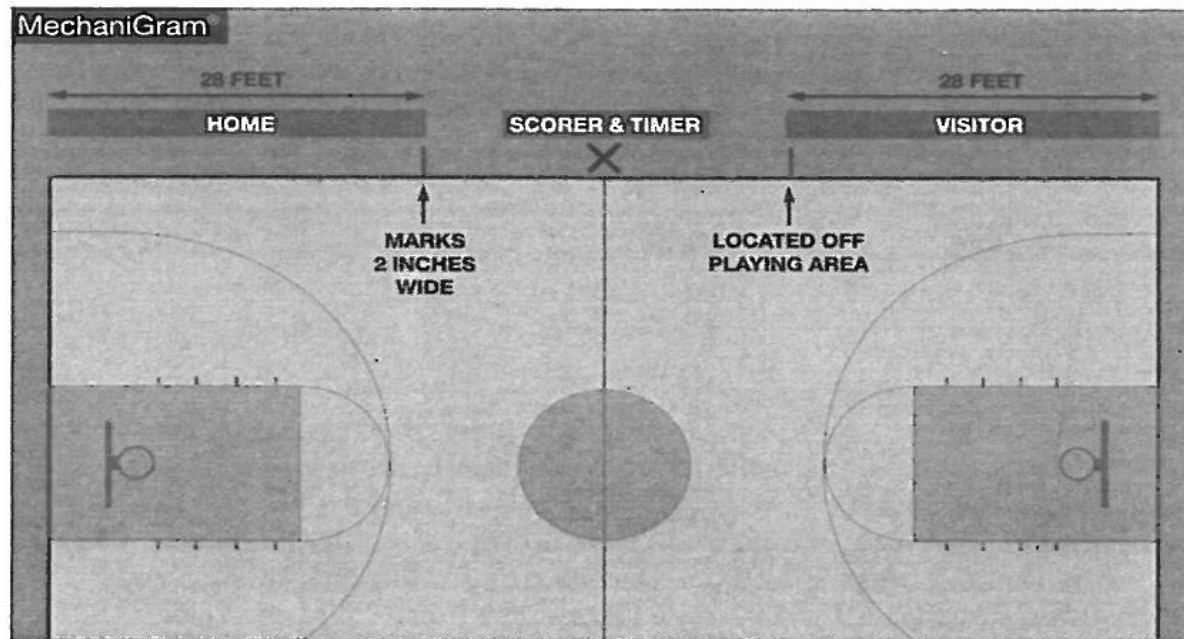
Take Part. Get Set For Life.™

Coaching Box

- The coaching box shall be outlined outside the court on which the scorer's and timer's table and team benches are located. The area shall be bounded by a line drawn 28 feet from the end line toward the division line.



Floor Diagram



1-13-2; 1-17; 10-6-1 By state association adoption, an optional coaching box may be authorized. If used, the optional coaching box may be a maximum of 28 feet. State associations may alter the length and placement of the 28-foot coaching box. An "X" is required on the floor in front of the official scorer.



Signal to Scorer's Table

- The official shall verbally inform the offender, then with finger(s) of two hands, indicate to the scorer the number of the offender and the number of the free throws.
- The right hand will give the tens digit and the left will give the ones digit.





Identifying Names on Uniforms

- Identifying name(s) shall adhere to the following:
 - If used, lettering with school name, school's nickname, school logo, player's name and/or abbreviation of the official school name shall be placed horizontally on the jersey.
 - The panel in the shoulder area of the jersey on the back may be used for placing an identifying name as well.



Warning to Head Coach/Bench

- A warning to head coach/bench personnel for misconduct is an administrative procedure by an official, which is recorded in the scorebook by the scorer and reported to the head coach.
 - For conduct, such as that described in Rule 10-5, Article 1 (a,b,c,d,e,f), 2, 4 the official shall warn the head coach unless the offense is judged to be major, in which case a technical foul shall be assessed.
 - Note: A warning is NOT required prior to calling a technical foul.



Warning . . . Continued

- For the first violation of Rule 10-6-1, the official shall warn the head coach unless the offense is judged to be major, in which case a technical foul shall be assessed.
- Note: A warning is NOT required prior to calling a technical foul.





Non-Playing Personnel **(e.g. spirit participants, media)**

- Shall remain outside of the playing area during a 30-second or less timeout during a game.
- Non-playing personnel shall stand outside the free throw lane lines extended toward the sidelines throughout the game.





Warning Signal Sounded at 15 Second Mark

- A warning signal will be sounded to begin the 15 seconds permitted for replacing a disqualified or injured player; or for a player directed to leave a game.



Undershirts

- Undershirts shall be a single solid color similar to the torso of the jersey and shall be hemmed and not have frayed or ragged edges. If the undershirt has sleeves, they shall be the same length.





Arm sleeves, knee sleeves, leg sleeves, Compression shorts & tights

- 3-5.3b The sleeves/tights, compression shorts shall be black, white, beige, or the predominant color of the jersey AND the same color sleeves/tights shall be worn by teammates.
- 3-5.3c All sleeves/tights, compression shorts shall be the same solid color and must be the same color as any headband or wristband worn.



Uniform Waistband

- Must be worn as the manufacturer intended it to be worn
- Should NOT be rolled down
- Needs to be enforced all season—from beginning to end
- Coaches will be alerted to this and it will be in the on-line rules meeting



Equipment Worn on Head

- A player who is required to wear a head covering for medical or religious reasons must provide a physician's statement or appropriate documented evidence to the state association for approval. The state association can then provide written authorization to the school to be made available to the officials.





Entering the Free Throw Semicircle

- Players occupying marked free-throw lane line spaces may not enter the free-throw semicircle until the ball touches the ring or until the free throw ends.





Team Control—Throw In

- Team control is established when a player from either team who has inbound status gains control of the ball.
- During the throw-in, 10-seconds, 3-seconds, frontcourt status, backcourt status, closely guarded, etc. are NOT factors as there has yet to be player control/team control obtained inbounds.
- Backcourt violation—a team may NOT be the last to touch a live ball in the front court and then be the first to touch a live ball in the backcourt.



Intentional Fouls

- An intentional foul is a personal or technical foul that may or may not be premeditated and is not based solely on the severity of the act.
- The foul may be innocent in severity, but without any playing of the ball, it becomes an intentional act—such as a player wrapping his/her arms around an opponent.
- Officials must be aware of game situations and have the courage to enforce the intentional foul rule properly.



Guarding

- Officials must determine if the defense or offense causes—initiates—contact and penalize the player causing the illegal contact that allows him/her to gain an unfair advantage.
- The defense is not required to keep both feet on the floor and may jump vertically or laterally to maintain legal guarding position.
- When is the contact occurring and who is initiating it?



Closely guarded rule

- A “closely guarded” situation occurs when a player in control of the ball in his/her team’s frontcourt, is continuously guarded by an opponent who is within 6 FEET of the player who is holding or dribbling the ball. A closely guarded count should be VISIBLE and initiated when the approximate appropriate distance has been determined. The count should be terminated when the offensive player in control of the ball gets his/her head and shoulders past the defensive player. *5 Seconds





POST PLAY (cleaning it up)

- Illegal contact on a post player is any tactic using hands or arms or just generally demonstrating rough physical movements that allow a player on offense or defense to control the movement of an opposing player.
- It is a foul and should be ruled as such when:
 - An opponent is displaced from a legally established or obtained position
 - An arm-bar is extended and displaces an opponent



POST PLAY continued . . .

- A locked and or extended elbow displaces an opponent
- A leg or knee is used in the rear of an opponent to hold or displace
- Holding, hooking, slapping, pinning, or pushing the leg or body of an opponent
- An offensive post player “backs-down” and displaces the defender once that defender has established a legal guarding position





REBOUNDING . . .

One of the leading causes of injury in high school basketball continues to be the result of illegal contact that takes place during rebounding. Illegal rebounding activities:

- Displacing, charging, or pushing an opponent
- Extending the arms or elbows to impede the movement of an opponent
- Using the hips or knees to hinder the opponent
- Violating the principle of verticality
- Contact between players at the free throw lane spaces prior to the ball being released



MECHANICS and SIGNALS

- Communication is vital to the game of basketball. It is essential for officials to master and use only the NFHS approved mechanics and signals. Study time must be devoted to mechanics and signals. Prescribed mechanics and signals have been adopted for the purpose of uniformity and to convey the needed information to timers, partners, players, scorers, coaches, spectators, media, etc.





National Federation of State
High School Associations





2018-19 NFHS Basketball Information

Take Part. Get Set For Life.™

2018-19 NFHS Basketball Rules and Case Books as E-Books

- Electronic Versions of the NFHS Basketball Rules and Case Book are now available for purchase as e-books.
- Apple users can visit iTunes for available books.
- Apple, Android and Kindle users can buy e-books from Amazon.com and view them through the Kindle app.
- Price: \$5.99 each
- Visit www.nfhs.org/ebooks for more information.



Resources from **REFEREE**

—2017-2019 PRESEASON GUIDE // Three-Person Mechanics—

BASKETBALL



When the inbound player is contested by the defense, the administering/inbounding official will be overloaded. That is an example of an area where the crew needs to be prepared to team-officiate from a variety of facets. Non-administering officials should be aware of the clock status, team-control status and extend their coverage areas to assist the administering official. Harvey Sumner, Philadelphia.

Help Wanted

During this time of the year, the excitement of a new season and the opportunities that it provides gives all of us a re-energized focus to apply and implement all of the offseason development areas we may have addressed over the past months. Often we find ourselves wondering: What can we do this year to better position ourselves for success? Maybe it is a new level, more games or the elusive postseason assignment you have been working toward over the last several seasons. Those who are looking to distinguish themselves in 2017-18 should look no further than the topic of "team officiating." The best officials at all levels have the ability to know when to help the crew, game and make others around them better by doing so.

What helps an official to excel in that area? First and foremost, you must be an official who promotes trust and communication.

THE "HELP WANTED" # 2



PUBLISHED BY REFEREE
IN COOPERATION
WITH THE NFHS

OFFICIAL PUBLICATION OF THE
NATIONAL FEDERATION OF STATE HIGH
SCHOOL ASSOCIATIONS (NFHS)

—2017-18 PRESEASON GUIDE—

BASKETBALL



High school officials now have a new tool to add to their officiating toolbox when dealing with coaches and team benches. When bench decorum is out of line, officials should not hesitate to rule behavioral warnings or technical fouls, as appropriate. If your state does not allow a 28-foot coaching box, a warning should be ruled for being out of the coaching box. Spencer Mathis, Canyon County, Calif.

Rule Change: Warning Signs

At its April meeting in Indianapolis, the NFHS Basketball Rules Committee approved rule changes, including one to curtail bench-decorum issues and aid officials by adding a warning step for making coaches and bench personnel aware when sportsmanship and behavioral issues arise. The NFHS board of directors subsequently approved the changes.

Administrative behavioral warning (4-48 NEW)

Officials can rule administrative warnings to coaches or bench personnel for non-major first offenses of rule 10-5-1a, b, d, e, f; 10-5-2; 10-5-4; and 10-6-1. The committee felt the sportsmanship of coaches and bench personnel needed an intermediate step between an informal warning and the harsher technical-foul penalty that comes with a loss-of-coaching-box penalty. The committee felt that the formal written warning creates a clear message that a line has been crossed and corrective action needs to be taken. When conduct is deemed major by officials, a technical foul can be ruled without a warning.

THE "WARNING" # 2



PUBLISHED BY REFEREE
IN COOPERATION
WITH THE NFHS

OFFICIAL PUBLICATION OF THE
NATIONAL FEDERATION OF STATE HIGH
SCHOOL ASSOCIATIONS (NFHS)



These publications and more can be found at <https://store.referee.com>
There is a small purchase fee for each publication.



LEARNING CENTER



Free or Small Fee Courses on NFHSLearn.com

Concussion in Sports

Officiating Basketball

Interscholastic Officiating

Creating a Safe and Respectful Environment

Coaching Unified Sports

Heat Illness Prevention


Engaging Effectively with Parents

Positive Sport Parenting

NCAA Eligibility

Sports Nutrition

Sportsmanship





Thank You



- On behalf of the IHSAA and the IGHS AU we would like to thank you for your time and, more importantly, your service to our youth, schools, and communities. We could not experience the success that we all enjoy without your dedication to the coaching and officiating professions.
- Have a great basketball season and remember, you are impacting the lives of kids almost every day/night.
- ONE MORE SLIDE . . .



You're Almost Finished!

CAUTION: DO NOT STOP THIS PRESENTATION OR CLOSE YOUR BROWSER

At the conclusion of the Verification page, you will be provided with a Certificate of completion.

COACHES – please print three (3) copies of the Verification Certificate-

One for your files

One for your Administrator

One for your Coaching Authorization renewal

OFFICIALS – please print one (1) copy of the Verification Certificate for your files

If after viewing this video you have questions, please contact:

(IHSA) Coaches: Chelsea Clark cclark@iahsaa.org

Officials: Laura Brooker officials@iahsaa.org

(IGHSAU) Coaches: Gary Ross gross@ighsau.org

Officials: Sherry Tegtmeier sherry@ighsau.org



You may now click on the button to the right of your screen that says:

I'm FINISHED Watching the Rules Meeting Video

You will be directed to the Verification screen followed by the Verification Certificate.